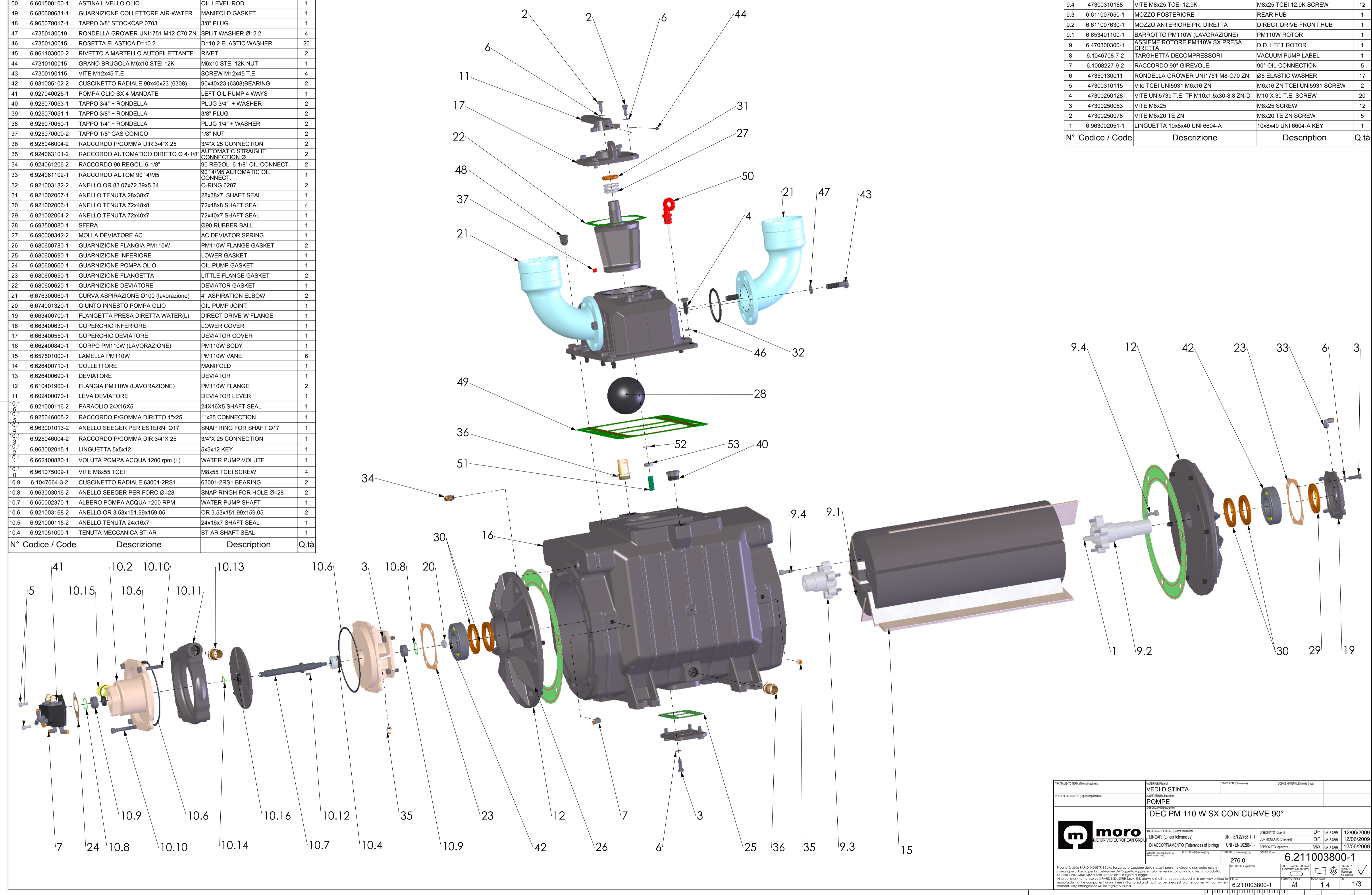
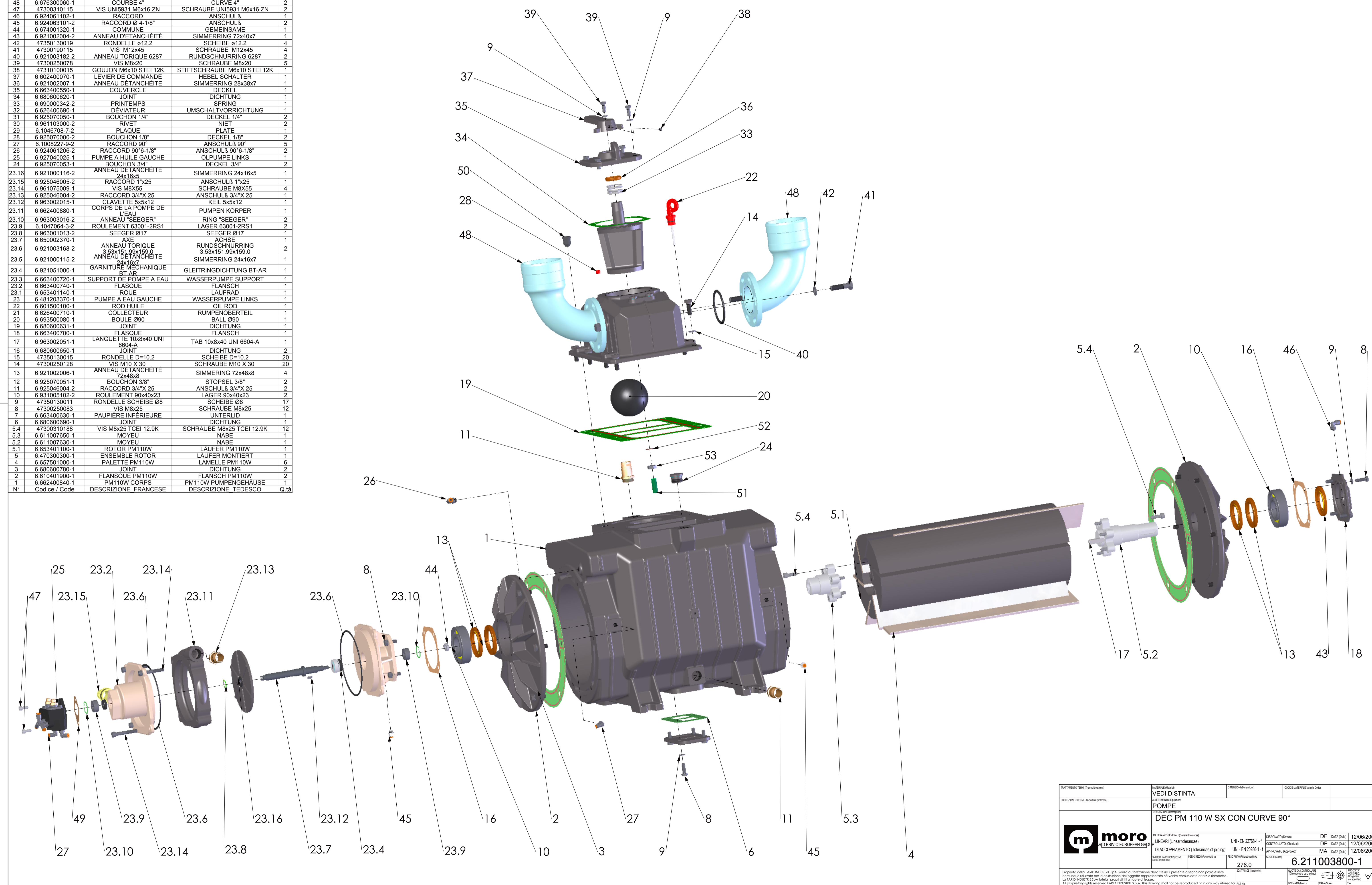


53	6.1013393-7-2	DADO ES. M12x1.25 PF ZN	M12x1.25 PF ZN NUT	1
52	47350160028	RONDELLA PIANA RAME Ø12x18x1.5	Ø12x18x1.5 COPPER WASHER	1
51	47310040055	GRANO M12x35	GRUB SCREW M12x35 PF	1
50	6.601500100-1	ASTINA LIVELLO OLIO	OIL LEVEL ROD	1
49	6.680600631-1	GUARNIZIONE COLLETTORE AIR-WATER	MANIFOLD GASKET	1
48	6.965070017-1	TAPPO 3/8" STOCKCAP 0703	3/8" PLUG	1
47	47350130019	RONDELLA GROWER UNI1751 M12-C70 ZN	SPLIT WASHER Ø12.2	4
46	47350130015	ROSETTA ELASTICA D=10.2	D=10.2 ELASTIC WASHER	20
45	6.961103000-2	RIVETTO A MARTELLO AUTOFILETTANTE	RIVET	2
44	47310100015	GRANO BRUGOLA M6x10 STEI 12K	M6x10 STEI 12K NUT	1
43	47300190115	VITE M12x45 T.E	SCREW M12x45 T.E	4
42	6.931005102-2	CUSCINETTO RADIALE 90x40x23 (6308)	90x40x23 (6308) BEARING	2
41	6.927040025-1	POMPA OLIO SX 4 MANDATE	LEFT OIL PUMP 4 WAYS	1
40	6.925070053-1	TAPPO 3/4" + RONDELLA	PLUG 3/4" + WASHER	2
39	6.925070051-1	TAPPO 3/8" + RONDELLA	3/8" PLUG	2
38	6.925070050-1	TAPPO 1/4" + RONDELLA	PLUG 1/4" + WASHER	2
37	6.925070000-2	TAPPO 1/8" GAS CONICO	1/8" NUT	2
36	6.925046004-2	RACCORDO P/GOMMA DIR.3/4"X 25	3/4"X 25 CONNECTION	2
35	6.924063101-2	RACCORDO AUTOMATICO DIRITTO Ø 4-1/8"	AUTOMATIC STRAIGHT CONNECTION Ø	2
34	6.924061206-2	RACCORDO 90 REGOL. 6-1/8"	90 REGUL. 6-1/8" OIL CONNECT.	2
33	6.924061102-1	RACCORDO AUTOM 90° 4/M5	90° 4/M5 AUTOMATIC OIL CONNECT.	1
32	6.921003182-2	ANELLO OR 83.07x72.39x5.34	O-RING 6287	2
31	6.921002007-1	ANELLO TENUTA 28x38x7	28x38x7 SHAFT SEAL	1
30	6.921002006-1	ANELLO TENUTA 72x48x8	72x48x8 SHAFT SEAL	4
29	6.921002004-2	ANELLO TENUTA 72x40x7	72x40x7 SHAFT SEAL	1
28	6.693500080-1	SFERA	Ø90 RUBBER BALL	1
27	6.690000342-2	MOLLA DEVIATORE AC	AC DEVIATOR SPRING	1
26	6.680600780-1	GUARNIZIONE FLANGIA PM110W	PM110W FLANGE GASKET	2
25	6.680600690-1	GUARNIZIONE INFERIORE	LOWER GASKET	1
24	6.680600660-1	GUARNIZIONE POMPA OLIO	OIL PUMP GASKET	1
23	6.680600650-1	GUARNIZIONE FLANGETTA	LITTLE FLANGE GASKET	2
22	6.680600620-1	GUARNIZIONE DEVIATORE	DEVIATOR GASKET	1
21	6.676300060-1	CURVA ASPIRAZIONE Ø100 (lavorazione)	4" ASPIRATION ELBOW	2
20	6.674001320-1	GIUNTO INNESTO POMPA OLIO	OIL PUMP JOINT	1
19	6.663400700-1	FLANGETTA PRESA DIRETTA WATER(L)	DIRECT DRIVE W FLANGE	1
18	6.663400630-1	COPERCHIO INFERIORE	LOWER COVER	1
17	6.663400550-1	COPERCHIO DEVIATORE	DEVIATOR COVER	1
16	6.662400840-1	CORPO PM110W (LAVORAZIONE)	PM110W BODY	1
15	6.657501000-1	LAMELLA PM110W	PM110W VANE	6
14	6.626400710-1	COLLETTORE	MANIFOLD	1
13	6.626400690-1	DEVIATORE	DEVIATOR	1
12	6.610401900-1	FLANGIA PM110W (LAVORAZIONE)	PM110W FLANGE	2
11	6.602400070-1	LEVA DEVIATORE	DEVIATOR LEVER	1
10.1	6.921000116-2	PARAOLIO 24X16X5	24X16X5 SHAFT SEAL	1
10.1	6.925046005-2	RACCORDO P/GOMMA DIRITTO 1"x25	1"x25 CONNECTION	1
10.1	6.963001013-2	ANELLO SEEGER PER ESTERNI Ø17	SNAP RING FOR SHAFT Ø17	1
10.1	6.925046004-2	RACCORDO P/GOMMA DIR.3/4"X 25	3/4"X 25 CONNECTION	1
10.1	6.963002015-1	LINGUETTA 5x5x12	5x5x12 KEY	1
10.1	6.662400880-1	VOLUTA POMPA ACQUA 1200 rpm (L)	WATER PUMP VOLUTE	1
10.1	6.961075009-1	VITE M8x55 TCEI	M8x55 TCEI SCREW	4
10.9	6.1047064-3-2	CUSCINETTO RADIALE 63001-2RS1	63001-2RS1 BEARING	2
10.8	6.963003016-2	ANELLO SEEGER PER FORO Ø=28	SNAP RING FOR HOLE Ø=28	2
10.7	6.650002370-1	ALBERO POMPA ACQUA 1200 RPM	WATER PUMP SHAFT	1
10.6	6.921003168-2	ANELLO OR 3.53x151.99x159.05	OR 3.53x151.99x159.05	2
10.5	6.921000115-2	ANELLO TENUTA 24x16x7	24x16x7 SHAFT SEAL	1
10.4	6.921051000-1	TENUTA MECCANICA BT-AR	BT-AR SHAFT SEAL	1
N°	Codice / Code	Descrizione	Description	Q.tà

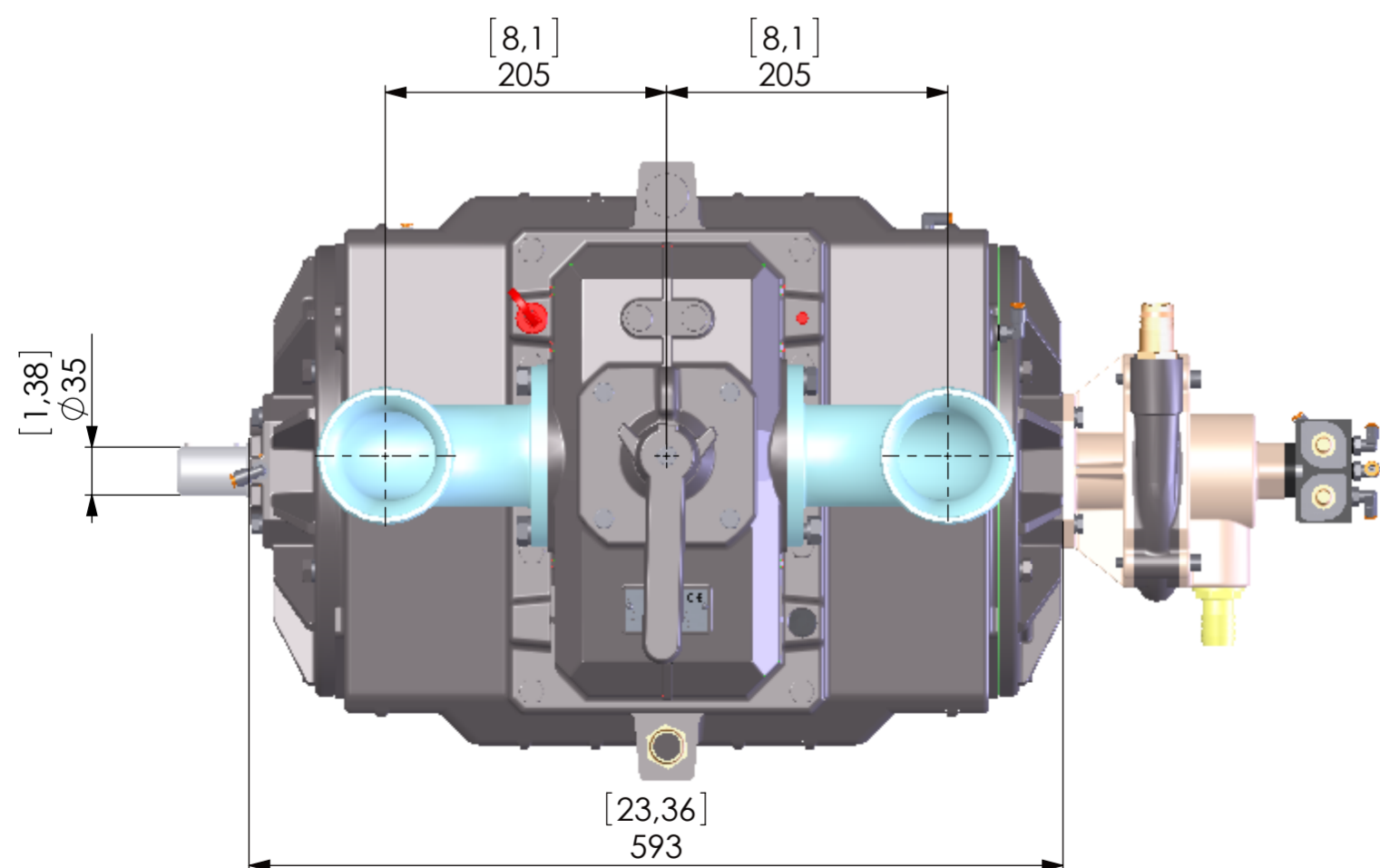
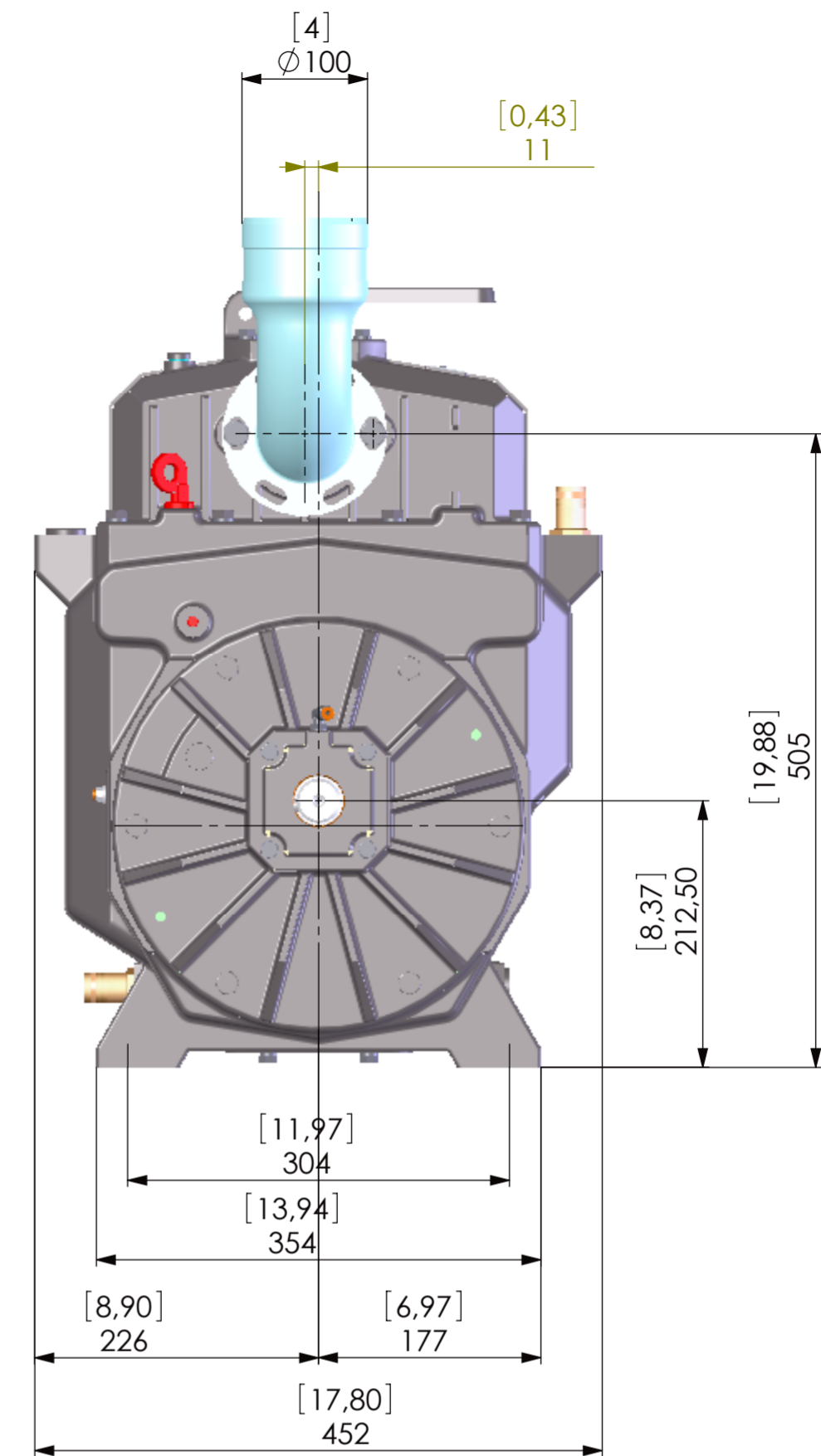
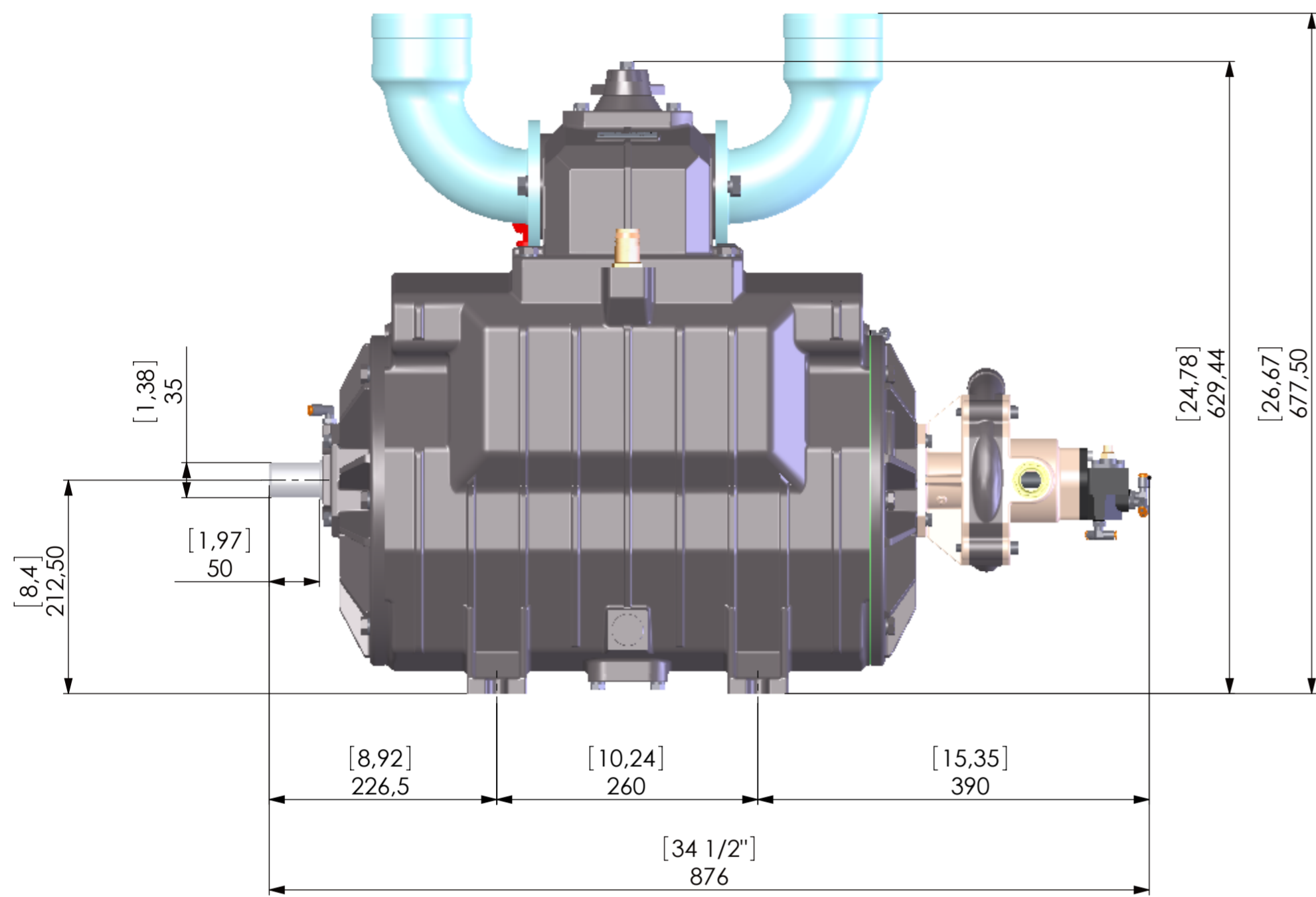
10.3	6.663400720-1	SUPPORTO POMPA ACQUA	WATER PUMP SUPPORT	1
10.2	6.663400740-1	FLANGIA POMPA OLIO	OIL PUMP FLANGE	1
10.1	6.653401140-1	GIRANTE POMPA ACQUA 1200 (L)	IMPELLER	1
10	6.481203370-1	POMPA ACQUA WATER SX	LEFT WATER PUMP	1
9.4	47300310188	VITE M8x25 TCEI 12.9K	M8x25 TCEI 12.9K SCREW	12
9.3	6.611007650-1	MOZZO POSTERIORE	REAR HUB	1
9.2	6.611007630-1	MOZZO ANTERIORE PR. DIRETTA	DIRECT DRIVE FRONT HUB	1
9.1	6.653401100-1	BARROTTO PM110W (LAVORAZIONE)	PM110W ROTOR	1
9	6.470300300-1	ASSIEME ROTORE PM110W SX PRESA DIRETTA	D.D. LEFT ROTOR	1
8	6.1046708-7-2	TARGHETTA DECOMPRESSORI	VACUUM PUMP LABEL	1
7	6.1008227-9-2	RACCORDO 90° GIREVOLE	90° OIL CONNECTION	5
6	47350130011	RONDELLA GROWER UNI1751 M8-C70 ZN	Ø8 ELASTIC WASHER	17
5	47300310115	Vite TCEI UNI5931 M6x16 ZN	M6x16 ZN TCEI UNI5931 SCREW	2
4	47300250128	VITE UNI5739 T.E. TF M10x1.5x30-8.8 ZN-D	M10 X 30 T.E. SCREW	20
3	47300250083	VITE M8x25	M8x25 SCREW	12
2	47300250078	VITE M8x20 TE ZN	M8x20 TE ZN SCREW	5
1	6.963002051-1	LINGUETTA 10x8x40 UNI 6604-A	10x8x40 UNI 6604-A KEY	1
N°	Codice / Code	Descrizione	Description	Q.tà



53	6.1013393-7-2	ECROU M12x1 25 PF ZN	MUTTER M12x1 25 PF ZN	1
52	47350160028	CUIVRE RONDELLE Ø12x18x1.5	KUPFER SCHEIBE Ø12x18x1.5	1
51	47310040055	GRAIN M12x35 PF	GRAIN M12x35 PF	1
50	6.965070017-1	BOUCHON 3/8"	DECKEL 3/8"	1
49	6.68060060-1	JOINT	DICHTUNG	1
48	6.678300060-1	COURBE 4"	CURVE 4"	2
47	47300310115	VIS UNI5931 M6x16 ZN	SCHRAUBE UNI5931 M6x16 ZN	2
46	6.924061102-1	RACCORD	ANSCHULß	1
45	6.924063101-2	RACCORD Ø 4-1/8"	ANSCHULß	2
44	6.674001320-1	COMMUNE	GEMEINSAME	1
43	6.921002004-2	ANNEAU D'ÉTANCHÉITÉ	SIMMERRING 72x40x7	1
42	47350130019	RONDELLE ø12.2	SCHLEIBE ø12.2	4
41	47300190115	VIS M12x45	SCHRAUBE M12x45	4
40	6.921003182-2	ANNEAU TORIQUE	RUNDSCHNURRING 6287	2
39	47300250078	VIS M8x20	SCHRAUBE M8x20	5
38	47310100015	GOUJON M6x10 STEI 12K	STIFTSCHRAUBE M6x10 STEI 12K	1
37	6.602400070-1	LEVIER DE COMMANDE	HEBEL SCHALTER	1
36	6.921002007-1	ANNEAU D'ÉTANCHÉITÉ	SIMMERRING 28x38x7	1
35	6.663400550-1	COUVERCLE	DECKEL	1
34	6.680600620-1	JOINT	DICHTUNG	1
33	6.690000342-2	PRINTemps	SPRING	1
32	6.628400690-1	DÉVIATEUR	UMSCHALTVOORRICHTUNG	1
31	6.925070050-1	BOUCHON 1/4"	DECKEL 1/4"	2
30	6.961103000-2	RIVET	NIET	2
29	6.1046708-7-2	PLAQUE	PLATE	1
28	6.925070000-2	BOUCHON 1/8"	DECKEL 1/8"	2
27	6.1008227-9-2	RACCORD 90°	ANSCHULß 90°	5
26	6.924061206-2	RACCORD 90°6-1/8"	ANSCHULß 90°6-1/8"	2
25	6.927040025-1	PUMPE A HUILE GAUCHE	ÖLPUMPE LINKS	1
24	6.925070053-1	BOUCHON 3/4"	DECKEL 3/4"	2
23.16	6.921000116-2	ANNEAU D'ÉTANCHÉITÉ 24x16x5	SIMMERRING 24x16x5	1
23.15	6.925046005-2	RACCORD 1"x25	ANSCHULß 1"x25	1
23.14	6.961075009-1	VIS M8x55	SCHRAUBE M8x55	4
23.13	6.925046004-2	RACCORD 3/4"x 25	ANSCHULß 3/4"x 25	1
23.12	6.963002015-1	CLAVETTE 5x5x12	KEIL 5x5x12	1
23.11	6.662400880-1	CORPS DE LA POMPE DE L'EAU	PUMPEN KÖRPER	1
23.10	6.963003016-2	ANNEAU "SEEGER"	RING "SEEGER"	2
23.9	6.1047064-3-2	ROULEMENT 63001-2RS1	LAGER 63001-2RS1	2
23.8	6.963001013-2	SEEGER Ø17	SEEGER Ø17	1
23.7	6.650002370-1	AXE	ACHSE	1
23.6	6.921003168-2	ANNEAU TORIQUE 3.53x151.99x159.0	RUNDSCHNURRING 3.53x151.99x159.0	2
23.5	6.921000115-2	ANNEAU D'ÉTANCHÉITÉ 24x16x7	SIMMERRING 24x16x7	1
23.4	6.921051000-1	GARNITURE MÉCANIQUE BT-AR	GLEITRINGDICHTUNG BT-AR	1
23.3	6.663400720-1	SUPPORT DE POMPE A EAU	WASSERPUMPE SUPPORT	1
23.2	6.663400740-1	FLASQUE	FLANSCH	1
23.1	6.653401140-1	ROUE	LAUFFRAD	1
23	6.481203370-1	PUMPE A EAU GAUCHE	WASSERPUMPE LINKS	1
22	6.601500100-1	ROD HUILE	OIL ROD	1
21	6.628400710-1	COLLECTEUR	RUMPENBERTEIL	1
20	6.693500080-1	BOULE Ø90	BALL Ø90	1
19	6.680600631-1	JOINT	DICHTUNG	1
18	6.663400700-1	FLASQUE	FLANSCH	1
17	6.963002051-1	LANGUETTE 10x8x40 UNI 6604-A	TAB 10x8x40 UNI 6604-A	1
16	6.680600650-1	JOINT	DICHTUNG	2
15	47350130015	RONDELLE D=10.2	SCHEIBE D=10.2	20
14	47300250128	VIS M10 X 30	SCHRAUBE M10 X 30	20
13	6.921002006-1	ANNEAU D'ÉTANCHÉITÉ 72x48x8	SIMMERRING 72x48x8	4
12	6.925070051-1	BOUCHON 3/8"	STOPSEL 3/8"	2
11	6.925046004-2	RACCORD 3/4"x 25	ANSCHULß 3/4"x 25	2
10	6.931005102-2	ROULEMENT 90x40x23	LAGER 90x40x23	2
9	47350130011	RONDELLE SCHEIBE Ø8	SCHEIBE Ø8	17
8	47300250083	VIS M8x25	SCHRAUBE M8x25	12
7	6.663400630-1	PAUPIÈRE INFÉRIEURE	UNTERLID	1
6	6.680600690-1	JOINT	DICHTUNG	1
5.4	47300310188	VIS M8x25 TCEI 12.9K	SCHRAUBE M8x25 TCEI 12.9K	12
5.3	6.611007650-1	MOYEU	NABE	1
5.2	6.611007630-1	MOYEU	NABE	1
5.1	6.653401100-1	ROTOR PM110W	LÄUFER PM110W	1
5	6.470300300-1	ENSEMBLE ROTOR	LÄUFER MONTIERT	1
4	6.657501000-1	PALETTE PM110W	LAMELLE PM110W	6
3	6.680600780-1	JOINT	DICHTUNG	2
2	6.610401900-1	FLANSQUE PM110W	FLANSCH PM110W	2
1	6.662400840-1	PM110W CORPS	PM110W PUMPENGEHÄUSE	1
N°	Codice / Code	DESCRIZIONE FRANCESE	DESCRIZIONE TEDESCO	Q.tà



TATTAMENTO (Heat treatment)	MATERIALE (Material)	DIMENSIONI (Dimensions)	CODICE MATERIALE/Interno Code
PROTEZIONE SUPERF. (Surface protection)	VEDI DISTINTA		
	POMPE		
	DEC PM 110 W SX CON CURVE 90°		
TOLLERANZE GENERALI (General tolerances)	UNI - EN 22768-1-f	CONTROLLATO (Checked)	DF DATA (Date)
DI ACCOPPIAMENTO (Tolerances of joining)	UNI - EN 20286-1-f	APPROVATO (Approved)	MA DATA (Date)
GRUPPO DI CONTROLLO (Dimensional control)	276.0	6.211003800-1	
Proprietà della FARO INDUSTRIE S.p.A. Senza autorizzazione della stesso il presente disegno non potrà essere copiato o utilizzato per la costruzione dell'oggetto rappresentato né venire comunicato a terzi o riprodotto.			
All proprietary rights reserved FARO INDUSTRIE S.p.A. This drawing shall not be reproduced or in any way utilized for manufacturing the component or unit here in substance and must not be released to other parties without written consent. Any infringement will be legally pursued.			
6.211003800-1		1:4	2/3



TRATTAMENTO TERM. (Thermal treatment)	MATERIALE (Material) VEDI DISTINTA	DIMENSIONI (Dimensions)	CODICE MATERIALE (Material Code)			
PROTEZIONE SUPERF. (Superficial protection)	ALLESTIMENTO (Equipment) POMPE					
DESCRIZIONE (Description) DEC PM 110 W SX CON CURVE 90°						
 moro <small>GRUPPO INDUSTRIALE EUROPEO</small>	TOLLERANZE GENERALI (General tolerances)	UNI - EN 22768-1 - f	DISEGNATO (Drawn)	DF	DATA (Date)	12/06/2009
	LINEARI (Linear tolerances)	UNI - EN 20286-1 - f	CONTROLLATO (Checked)	DF	DATA (Date)	12/06/2009
DI ACCOPPIAMENTO (Tolerances of joining)	UNI - EN 20286-1 - f	APPROVATO (Approved)	MA	DATA (Date)	12/06/2009	
SMASSI E RAGGI NON QUOTATI (Blanks and radii not quoted)	PESO GREZZO (Raw weight) kg	PESO FINITO (Finished weight) kg	CODICE (Code)		6.211003800-1	
		276.0				
<small>Proprietà della FARID INDUSTRIE SpA. Senza autorizzazione dello stesso il presente disegno non potrà essere comunque utilizzato per la costruzione dell'oggetto rappresentato né venire comunicato a terzi o riprodotto. La FARID INDUSTRIE SpA tutela i propri diritti a rigore di legge. All proprietary rights reserved FARID INDUSTRIE S.p.A. This drawing shall not be reproduced or in any way utilized for manufacturing the component or unit here in illustrated and must not be released to other parties without written consent. Any infringement will be legally pursued.</small>		SOSTITUISCE (Supersedes)	QUOTE DA CONTROLLARE (Dimensions to be checked)	 RICOSTR. NON SPEC. (Rebuild not specified)		
		FILE No.	FORMATO (Form)	SCALA (Scale)	Fav.	
		6.211003800-1	A2	1:5	3/3	

