

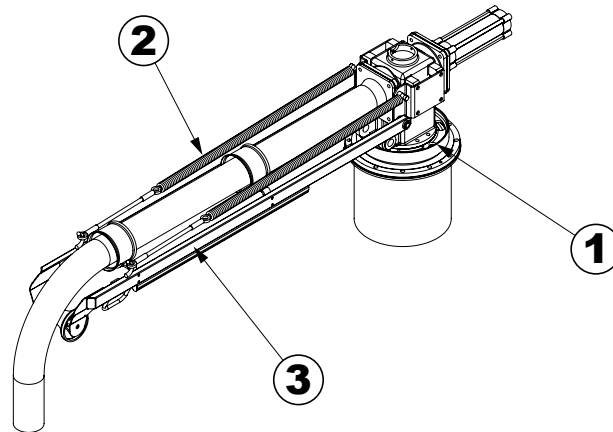


**TECHNICAL SHEET**



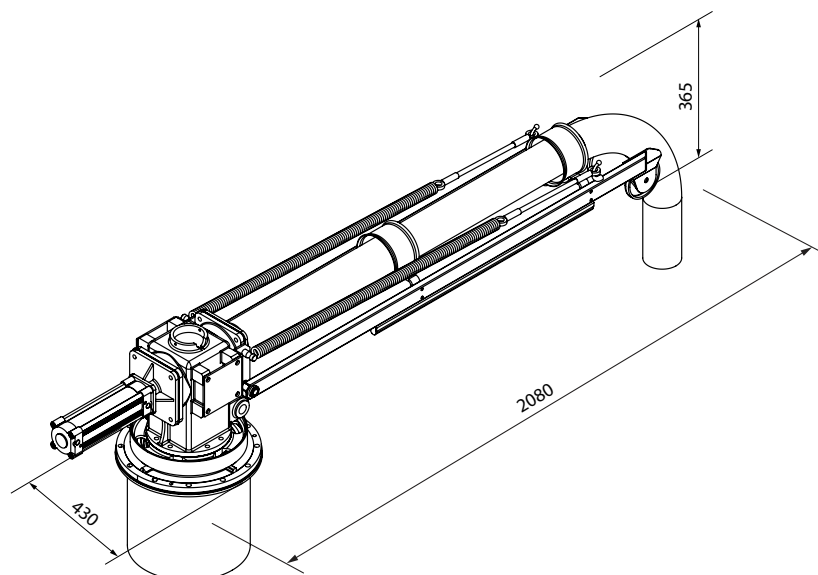
**SPRING MANUAL SUCTION BOOM**

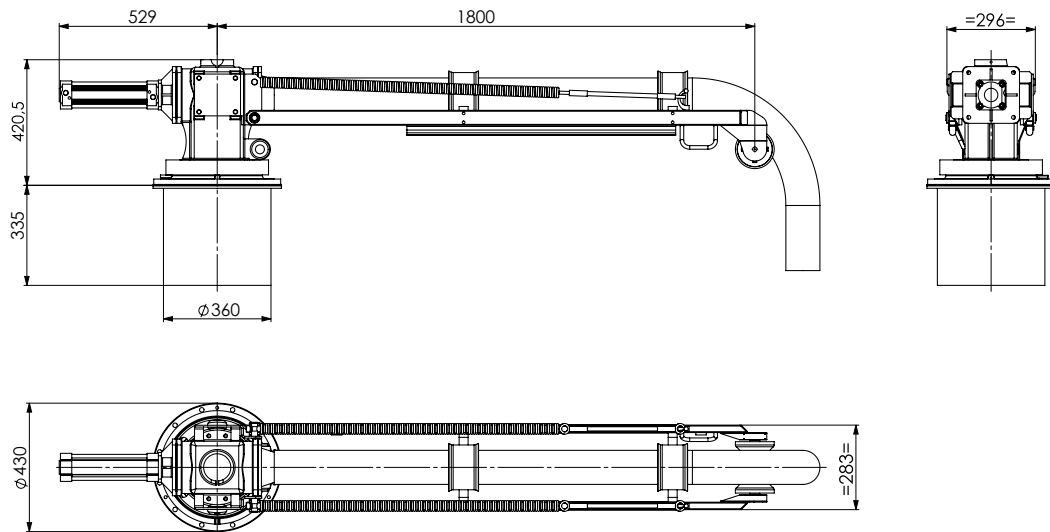
## Description



The suction boom starts the vacuum line, it is the first component which comes into contact with the sludge material and it is the more complex part of the system and of the air flow covered during the entire path from the suction mouth to the tank. The manual center plate (1) controls the rotation of the suction boom. The lifting of the arm is made possible by means of two springs (2). An accurate design and a detailed study of the ergonomics of each component guarantee precision in the movements, speed of use and minimum operator fatigue. The strong structure of the arm (3) is made to support the weight of the loaded material.

## Dimensions





## Technical data

parameter	value
Working pressure	+1,5 bar rel.
Hose diameter	3" - 76 mm
Weight	160 kg

## Main features

- Top mounted suction boom.
- Manual rotation with centre-plate.
- Rotation angle: 300°.
- Elevation: by springs.
- Pneumatic gate valve.
- Structure made of construction steel.
- Guide rollers and support for the suction line.
- Welded cockpit made of carbon steel/stainless steel.

## Versions


code	description
6.860001920-2	3" 24 V manual rotation boom

## Accessories

code	description
	Galvanized steel suction pipe with flushing. Different lengths and diameters 3"
	Flexible suction hoses with various length fittings 3"

## Examples of application







# **MORO KAISER** **COMPONENTS**

**MORO KAISER S.R.L.**

Via Pontebbana, 16  
33080 FIUME VENETO (PN) ITALY

Tel. 0434 951.211

Fax: 0434 957.786

[infomoro@morokaiser.it](mailto:infomoro@morokaiser.it)